




# Collection Guide

## FINE NEEDLE ASPIRATION CYTOLOGY



### GENERAL GUIDELINES

<b>All FNA sites:</b>	Maximum of 6 slides; 3 fixed and 3 air-dried slides
<b>All fluids:</b>	Poured into sterile yellow specimen container
<b>Needle wash:</b>	Wash needle with saline; fluid in sterile yellow specimen container
<b>Core biopsy:</b>	Use histology container with formalin

-  All slides must be labelled in **pencil**, with the patient's **name**, **DOB** and **specimen site**.
-  Submit slides in plastic slide mailers, sealed in a biohazard bag with the request form.
-  Any histology pot with formalin must be sealed in a **separate** biohazard bag. Do not send in the same biohazard bag as the cytology slides, as formalin fumes render the slides unsuitable for diagnosis.



### SPECIFIC SITE GUIDELINES

<b>Thyroid</b>	6 slides; 4 fixed and 2 air-dried Any remaining fluid is to be placed in a sterile yellow specimen container
<b>Salivary gland</b>	Equal number of fixed and air-dried slides
<b>Breast FNA</b>	Equal number of fixed and air-dried slides
<b>Core biopsy</b>	Histology container with formalin
<b>Nipple discharge</b>	Equal number of fixed and air-dried slides
<b>Liver Core biopsy</b>	Histology container with formalin
<b>Lymph nodes</b>	Equal number of fixed and air-dried slides

**NOTE:** Flow cytometry & microbiological cultures require fresh tissue submitted in a sterile yellow specimen