




Collection Guide

FINE NEEDLE ASPIRATION CYTOLOGY



GENERAL GUIDELINES

All FNA sites:	Maximum of 6 slides; 3 fixed and 3 air-dried slides
All fluids:	Poured into sterile yellow specimen container
Needle wash:	Wash needle with saline; fluid in sterile yellow specimen container
Core biopsy:	Use histology container with formalin

-  All slides must be labelled in **pencil**, with the patient's **name**, **DOB** and **specimen site**.
-  Submit slides in plastic slide mailers, sealed in a biohazard bag with the request form.
-  Any histology pot with formalin must be sealed in a **separate** biohazard bag. Do not send in the same biohazard bag as the cytology slides, as formalin fumes render the slides unsuitable for diagnosis.



SPECIFIC SITE GUIDELINES

Thyroid	6 slides; 4 fixed and 2 air-dried Any remaining fluid is to be placed in a sterile yellow specimen container
Salivary gland	Equal number of fixed and air-dried slides
Breast FNA	Equal number of fixed and air-dried slides
Core biopsy	Histology container with formalin
Nipple discharge	Equal number of fixed and air-dried slides
Liver Core biopsy	Histology container with formalin
Lymph nodes	Equal number of fixed and air-dried slides

NOTE: Flow cytometry & microbiological cultures require fresh tissue submitted in a sterile yellow specimen